



Hanga Ngātahi • Building Together



Proudly Supported by the NZ Government

New Zealand Government

Te Kāwanatanga o Aotearoa

QUARTERLY CONNECTIVITY UPDATE

Q3: to 30 SEPTEMBER 2021





CONTENTS

Q3 HIGHLIGHTS 3

OUR TARGETS 4

OVERALL PROGRESS 5

UFB SNAPSHOTS 6

UPDATE BY REGION

NORTHLAND..... 8

AUCKLAND 9

WAIKATO 10

BAY OF PLENTY 11

GISBORNE 12

HAWKE'S BAY 13

TARANAKI 14

MANAWATŪ-WHANGANUI 15

WELLINGTON..... 16

TOP OF THE SOUTH 17

WEST COAST 18

CANTERBURY..... 19

OTAGO 20

SOUTHLAND..... 21

Cover: Tirohanga East - RCG
Dorie, Canterbury - RCG


Q3 HIGHLIGHTS

JULY - SEPTEMBER 2021



16,918

UFB HOMES &
BUSINESSES
PASSED



30,056

UFB CONNECTIONS



66%

UFB UPTAKE



18

UFB TOWNS
AND CITIES
COMPLETED



26km

FIBRE LINKS KM
COMPLETE



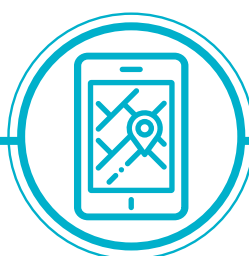
4

NEW MOBILE
TOWERS COMPLETE



925

RURAL HOMES &
BUSINESSES WITH
ACCESS TO IMPROVED
BROADBAND



25km

STATE HIGHWAY
COVERED



2

NEW TOURISM
SITES COVERED



41

MARAE
CONNECTED
THIS QUARTER



47

MARAE WITH
HARDWARE
INSTALLED THIS QUARTER



\$12.6m

INVESTMENT
IN DIGITAL
CONNECTIVITY
THIS QUARTER



3

MOBILE TOWER
WITH CAPACITY
UPGRADE
THIS QUARTER

OUR TARGETS

ULTRA-FAST BROADBAND (UFB) TARGETS



OVER 1.8 MILLION HOMES & BUSINESSES

(87% of New Zealanders) will have access to UFB by the end of 2022



UFB will be rolled out to over 412 TOWNS & CITIES



When the programme is complete New Zealand will be one of the **LEADING COUNTRIES** in the OECD for fibre availability

OUR OVERALL TARGET

99.8%

of New Zealand's population will be able to access improved broadband by the end of 2023

RURAL BROADBAND INITIATIVE PHASE 2 (RBI2) AND MOBILE BLACK SPOT FUND (MBSF) TARGETS



877 ELIGIBLE MARAE

can connect to broadband on request



84,000 RURAL HOMES AND BUSINESSES

will receive improved broadband by the end of 2023




ABOUT 1,400 KM of State Highway and over 168 TOURISM SITES

will receive mobile coverage



372KM FIBRE LINKS KMS



70 MOBILE TOWER CAPACITY UPGRADES

OVERALL PROGRESS


ULTRA-FAST BROADBAND (UFB) AND FIBRE PROGRESS



327 UFB TOWNS AND CITIES
are now complete



1,777,401 HOMES AND BUSINESSES
with UFB available
(98% complete)



1,180,766 HOMES AND BUSINESSES
connected to UFB



UPTAKE 66%



232 KM
Fibre Links KM
64% Complete

OUR OVERALL PROGRESS FOR UFB



85%
OF NEW ZEALANDERS
CAN NOW ACCESS UFB



516
MARAE
ARE NOW
CONNECTED



**INVESTED
PTD***

\$1.83b

Total Investment



492
MARAE WITH
HARDWARE
INSTALLED

RURAL BROADBAND AND MOBILE BLACK SPOT FUND PROGRESS




68,531 RURAL HOMES AND BUSINESSES
can access improved
broadband
81% complete



72 TOURISM SITES
have mobile coverage
43% complete



902KM OF STATE HIGHWAY
have mobile coverage
64% complete



272 MOBILE TOWERS
are live
49% complete



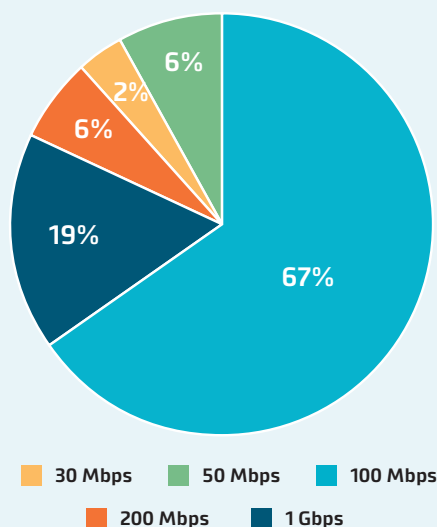
68 MOBILE TOWERS CAPACITY UPGRADE
97% complete

UFB SNAPSHOTS

TOP 10 CENTRES FOR UFB UPTAKE THIS QUARTER

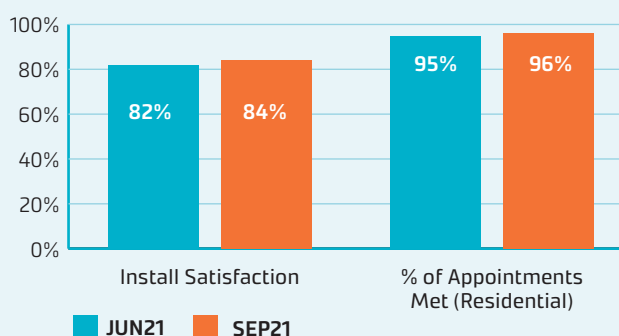
RANK	TOWN	UPTAKE %	CHANGE IN RANK
1	Whatawhata	97%	0
2	Horotiu	93%	0
3	Te Kauwhata	89%	0
4	Waimauku	83%	2
5	Rolleston	82%	-1
6	Mosgiel	81%	-1
7	Hamilton	78%	1
8	Tauranga	77%	-1
9	Whirinaki	77%	NEW
10	Waiuku	77%	-1

UFB PRODUCT MIX AND INSTALLATION MEASURES

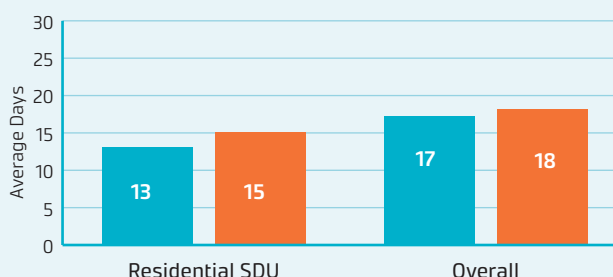


The average speed of UFB services is **277 Mbps**. Consumers are continuing to migrate to higher speed UFB plans, including the gigabit plan.

UFB INSTALL CUSTOMER MEASURES



UFB AVERAGE DAYS TO INSTALL



GIGABIT CONNECTIONS


224,097

Gigabit connections - end of quarter

20,439

Additional connections this quarter

UPDATE BY REGION





NORTHLAND



UFB AND FIBRE

- There are **28** towns and cities with UFB available.
- **59%** of those with access to UFB have connected.
- There is a total of **28,271** premises connected.

RANK	TOWN	UPTAKE
1	Waipū	75%
2	Hikurangi	72%
3	Whangārei	69%
4	Maungakaramea	68%
5	Kerikeri	67%



RURAL BROADBAND AND MOBILE BLACK SPOTS

- There are **8,484** households or businesses with RBI2 access which is **92%** of target.
- There are **98** kilometres of mobile coverage on State Highways which is **86%** of target.
- There are **10** tourist sites with mobile coverage which is **67%** of target.
- There have been **39** mobile towers built which is **61%** of target.
- **7** mobile towers with capacity upgrades which is **100%** of target.



MARAE

There are **108** Marae connected in Northland.

TOTAL INVESTED:

Northland: **\$87.6m**



AUCKLAND



UFB AND FIBRE

- There are **22** towns and cities with UFB available.
- **74%** of those with access to UFB have connected.
- There is a total of **434,479** premises connected.

RANK	TOWN	UPTAKE
1	Waimauku	83%
2	Waiuku	77%
3	Auckland	76%
4	Pukekohe	69%
5	Helensville	64%



RURAL BROADBAND AND MOBILE BLACK SPOTS

- There are **4,676** households or businesses with RB12 access which is **76%** of target.
- There are **10** kilometres of mobile coverage on State Highways which is **66%** of target.
- There have been **10** mobile towers built which is **38%** of target.
- **3** mobile tower with capacity upgrades which is **100%** of target.



MARAE

There are **18** Marae connected in Auckland.

TOTAL INVESTED:

Auckland: **\$479.1m**



WAIKATO



UFB AND FIBRE

- There are **57** towns and cities with UFB available.
- **64%** of those with access to UFB have connected.
- There is a total of **103,190** premises connected.

RANK	TOWN	UPTAKE
1	Whatawhata	97%
2	Horotiu	93%
3	Te Kauwhata	89%
4	Hamilton	78%
5	Pokeno	74%



RURAL BROADBAND AND MOBILE BLACK SPOTS

- There are **7,625** households or businesses with RBI2 access which is **74%** of target.
- There are **52** kilometres of mobile coverage on State Highways which is **49%** of target.
- There are **4** tourist sites with mobile coverage which is **31%** of target.
- There have been **23** mobile towers built which is **34%** of target.*
- **16** mobile towers with capacity upgrades which is **89%** of target.



MARAE

There are **73** Marae connected in Waikato.

TOTAL INVESTED:

Waikato: **\$196.3m**

* The increment of 2 is due to two towers not counted in the region last quarter.



BAY OF PLENTY



UFB AND FIBRE

- There are **20** towns and cities with UFB available.
- **68%** of those with access to UFB have connected.
- There is a total of **81,476** premises connected.

RANK	TOWN	UPTAKE
1	Tauranga	77%
2	Rotorua	64%
3	Whakatāne	62%
4	Kawerau	62%
5	Ōmokoroa	62%



RURAL BROADBAND AND MOBILE BLACK SPOTS

- There are **4,844** households or businesses with RBI2 access which is **79%** of target.
- There are **39** kilometres of mobile coverage on State Highways which is **58%** of target.
- There are **8** tourist sites with mobile coverage which is **89%** of target.
- There have been **15** mobile towers built which is **43%** of target.
- **6** mobile tower with capacity upgrades which is **100%** of target.



MARAE

There are **93** Marae connected in the Bay of Plenty.

TOTAL INVESTED:

Bay of Plenty: **\$124.5m**



GISBORNE



UFB AND FIBRE

- There are **5** towns and cities with UFB available.
- **59%** of those with access to UFB have connected.
- There is a total of **9,190** premises connected.

RANK	TOWN	UPTAKE
1	Gisborne	63%
2	Ruatoria	59%
3	Tolaga Bay	49%
4	Manutuke	29%
5	Te Karaka	19%



RURAL BROADBAND AND MOBILE BLACK SPOTS

- There are **1,922** households or businesses with RBI2 access which is **80%** of target.
- There are **101** kilometres of mobile coverage on State Highways which is **90%** of target.
- There is **1** tourist site with mobile coverage which is **25%** of target.
- There have been **7** mobile towers built which is **41%** of target.



MARAE

There are **56** Marae connected in Gisborne.

TOTAL INVESTED:

Gisborne: **\$21.6m**



UFB AND FIBRE

- There are **13** towns and cities with UFB available.
- **60%** of those with access to UFB have connected.
- There is a total of **36,420** premises connected.

RANK	TOWN	UPTAKE
1	Whirinaki	77%
2	Bay View	73%
3	Havelock	66%
4	Napier	64%
5	Wairoa	60%



RURAL BROADBAND AND MOBILE BLACK SPOTS

- There are **3,040** households or businesses with RB12 access which is **73%** of target.
- There are **62** kilometres of mobile coverage on State Highways which is **60%** of target.
- There are **4** tourist sites with mobile coverage which is **44%** of target.
- There have been **24** mobile towers built which is **53%** of target.
- **4** mobile tower with capacity upgrades which is **100%** of target.



MARAE

There are **52** Marae connected in Hawke's Bay.

TOTAL INVESTED:

Hawke's Bay: **\$70.0m**



TARANAKI



UFB AND FIBRE

- There are **17** towns and cities with UFB available.
- **64%** of those with access to UFB have connected.
- There is a total of **28,343** premises connected.

RANK	TOWN	UPTAKE
1	Lepperton	69%
2	New Plymouth	68%
3	Hāwera	64%
4	Stratford	56%
5	Inglewood	56%



RURAL BROADBAND AND MOBILE BLACK SPOTS

- There are **2,379** households or businesses with RBI2 access which is **99%** of target.
- There are **53** kilometres of mobile coverage on State Highways which is **68%** of target.
- There are **2** tourist sites with mobile coverage which is **67%** of target.
- There have been **14** mobile towers built which is **82%** of target.



MARAE

There are **21** Marae connected in Taranaki.

TOTAL INVESTED:

Taranaki: **\$42.8m**



MANAWATŪ-WHANGANUI



UFB AND FIBRE

- There are **26** towns and cities with UFB available.
- **58%** of those with access to UFB have connected.
- There is a total of **51,190** premises connected.

RANK	TOWN	UPTAKE
1	Longburn	75%
2	Palmerston North	67%
3	Feilding	66%
4	Summerhill	63%
5	Levin	62%



RURAL BROADBAND AND MOBILE BLACK SPOTS

- There are **10,188** households or businesses with RBI2 access which is **91%** of target.
- There are **62** kilometres of mobile coverage on State Highways which is **72%** of target.
- There are **4** tourist sites with mobile coverage which is **67%** of target.
- There have been **28** mobile towers built which is **70%** of target.
- **8** mobile towers with capacity upgrades which is **100%** of target.



MARAE

There are **53** Marae connected in Manawatū-Whanganui.

TOTAL INVESTED:

Manawatu-Whanganui: **\$112.4m**



WELLINGTON



UFB AND FIBRE

- There are **15** towns and cities with UFB available.
- **59%** of those with access to UFB have connected.
- There is a total of **132,053** premises connected.

RANK	TOWN	UPTAKE
1	Carterton	66%
2	Masterton	64%
3	Wellington	64%
4	Porirua	62%
5	Ōtaki	61%



RURAL BROADBAND AND MOBILE BLACK SPOTS

- There are **2,387** households or businesses with RBI2 access which is **61%** of target.
- There is **1** tourist site with mobile coverage which is **20%** of target.
- There has been **3** mobile tower built which is **11%** of target.
- **2** mobile towers with capacity upgrades which is **100%** of target.



MARAE

There are **18** Marae connected in Wellington.

TOTAL INVESTED:

Wellington: **\$192.6m**



UFB AND FIBRE

- There are **16** towns and cities with UFB available.
- **64%** of those with access to UFB have connected.
- There is a total of **34,934** premises connected.

RANK	TOWN	UPTAKE
1	Ruby Bay	77%
2	Nelson	75%
3	Blenheim	62%
4	Motueka	59%
5	Renwick	50%



RURAL BROADBAND AND MOBILE BLACK SPOTS

- There are **3,254** households or businesses with RBI2 access which is **65%** of target.
- There are **111** kilometres of mobile coverage on State Highways which is **81%** of target.
- There are **4** tourist sites with mobile coverage which is **27%** of target.
- There have been **21** mobile towers built which is **40%** of target.
- **2** mobile towers with capacity upgrades which is **100%** of target.



MARAE

There are **5** Marae connected in Top of the South.

TOTAL INVESTED:

Top of the South: **\$70.8m**



WEST COAST



UFB AND FIBRE

- There are **25** towns and cities with UFB available.
- **49%** of those with access to UFB have connected.
- There is a total of **6,168** premises connected.
- **180** kilometres of Fibre Link Backhaul built.

RANK	TOWN	UPTAKE
1	Hokitika	72%
2	Greymouth	60%
3	Runanga	56%
4	Taylorville	52%
5	Kaniere	46%



RURAL BROADBAND AND MOBILE BLACK SPOTS

- There are **2,097** households or businesses with RB12 access which is **73%** of target.
- There are **148** kilometres of mobile coverage on State Highways which is **57%** of target.
- There are **18** tourist sites with mobile coverage which is **58%** of target.
- There have been **24** mobile towers built which is **48%** of target.*



MARAE

There are **5** Marae connected in West Coast.

TOTAL INVESTED:

West Coast: **\$42.1m**

* The tower at Haast is replacing an existing tower and the Bruce Bay tower was double-counted in the previous quarter due to replacement of an existing tower.



CANTERBURY



UFB AND FIBRE

- There are **47** towns and cities with UFB available.
- **65%** of those with access to UFB have connected.
- There is a total of **157,444** premises connected.

RANK	TOWN	UPTAKE
1	Rolleston	83%
2	Woodend	74%
3	Lincoln	74%
4	Rangiora	67%
5	Timaru	66%



RURAL BROADBAND AND MOBILE BLACK SPOTS

- There are **7,771** households or businesses with RBI2 access which is **80%** of target.
- There are **75** kilometres of mobile coverage on State Highways which is **54%** of target.
- There are **5** tourist sites with mobile coverage which is **18%** of target.
- There have been **24** mobile towers built which is **38%** of target.
- **8** mobile towers with capacity upgrades which is **100%** of target.



MARAE

There are **10** Marae connected in Canterbury.

TOTAL INVESTED:

Canterbury: **\$229.6m**



OTAGO



UFB AND FIBRE

- There are **25** towns and cities with UFB available.
- **63%** of those with access to UFB have connected.
- There is a total of **57,039** premises connected.
- **42.8** kilometres of Fibre Link Backhaul built.

RANK	TOWN	UPTAKE
1	Mosgiel	81%
2	Dunedin	70%
3	Cromwell	70%
4	Wanaka	63%
5	Queenstown	61%



RURAL BROADBAND AND MOBILE BLACK SPOTS

- There are **4,513** households or businesses with RBI2 access which is **91%** of target.
- There are **85** kilometres of mobile coverage on State Highways which is **58%** of target.
- There are **6** tourist sites with mobile coverage which is **50%** of target.
- There have been **17** mobile towers built which is **52%** of target.
- **3** mobile towers with capacity upgrades which is **100%** of target.

TOTAL INVESTED:

Otago: **\$109.5m**



SOUTHLAND



UFB AND FIBRE

- There are **11** towns and cities with UFB available.
- **62%** of those with access to UFB have connected.
- There is a total of **20,569** premises connected.
- **9.2** kilometres of Fibre Link Backhaul built.

RANK	TOWN	UPTAKE
1	Otatara	73%
2	Invercargill	70%
3	Winton	68%
4	Mossburn	43%
5	Manapouri	37%



RURAL BROADBAND AND MOBILE BLACK SPOTS

- There are **5,351** households or businesses with RBI2 access which is **91%** of target.
- There are **7** kilometres of mobile coverage on State Highways which is **16%** of target.
- There are **5** tourist sites with mobile coverage which is **31%** of target.
- There have been **23** mobile towers built which is **59%** of target.
- **9** mobile towers with capacity upgrades which is **100%** of target.



MARAE

There are **4** Marae connected in Southland.

TOTAL INVESTED:

Southland: **\$53.1m**



Leeston North - RCG